

TEKHNO
— HOME —®

TEKHNO
— HOME —®

PLEASANT MAKING THE ART OF COOKING

info@tekhno-home.com
01 800 681-9329



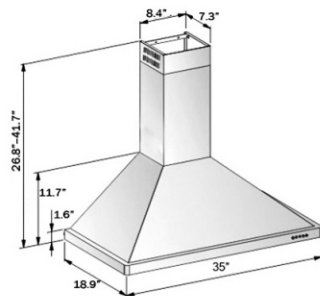
CATALOG 2014
Range Hood

TEKHNO HOME
PLEASANT MAKING THE ART OF COOKING

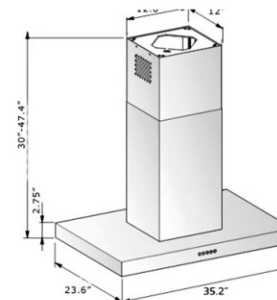



MOD. C-CW-36

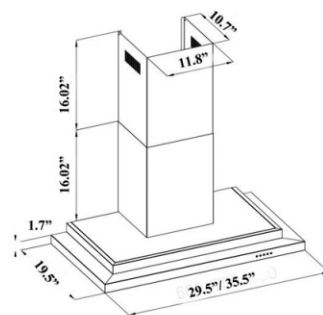

Type Wall Mount
Color Stainless Steel
Dimensions 36"W x 18.7"D
Control Type 3 Speed Push button
Cooking Light LED Lights X2
Duct Size Ventilation pipe inner Diameter 6"
Filter Dishwasher-Safe Removable Ultra Durable Stainless Steel Baffle Filters
Blower Type Internal
Air Flow Max 760 CFM, noise level < 65DB.
Speed 3- speeds Push Button Control
Width 36" Wall Mount style, with telescopic chimney fits 8-8.5' ceilings


MOD. C-6271-CS3-90

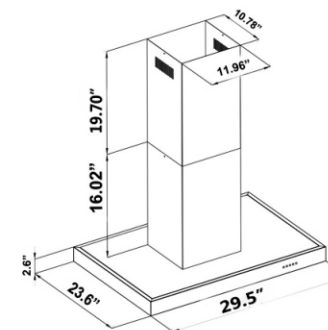

Type Island
Color Stainless Steel
Dimensions 35.2"W x 23.6"D
Control Type 3 Speed LCD Display Touch Sensitive Panel with Adjustable Time Clock
Cooking Light 4 x 2W LED lights
Duct Size Ventilation pipe inner Diameter 6"
Filter Dishwasher-safe micro-cell grease filters
Power Rating 120V / 60Hz (USA & Canada standard)
General Input Power 264 W (260W + 2x20W)
Equipped Motors 1 with dual fans
Motor Type Dual Chamber Ultra Quiet
Fan Type Centrifugal Squirrel Cage
Airflow 870CFM Max
Illumination/Lighting 4 x 2W LED Lights

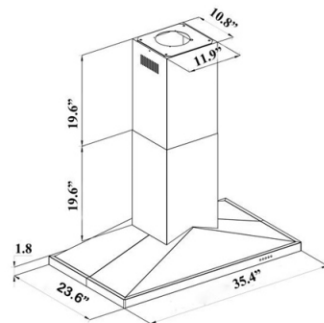

MOD. C-198KD-75


Type Wall Mount
Color Stainless Steel
Mounting/Installing Type Wall Mount Set Up
Dimensions 29.8"W x 19.7"D
Power Control 3 Speed Touch Button Control with Blue LCD Display
Cooking Light 20W LED Lamps x2
Display LCD Display with Adjustable Time Clock
Duct Size Ventilation pipe inner Diameter 6"
Filter 3 Dishwasher-Friendly Stainless Steel Baffle Filters
Internal Oil Filter Cup Included in the package
Blower Type Internal
Motor Noise <65DB
Sensor Switch 3 Speed Sensor Switches with blue LCD Display
Power 168W Input
Speed 3-Speeds Power Control

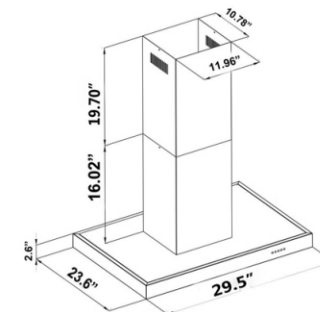

MOD. C-9003-1-30


Type Island Mount
Color Complete Stainless Steel
Material Premium Quality Stainless Steel
Dimensions 29.5"W x 23.6"D
Power Control Sensitive 3 Speed Touch Button Control w/LCD Display
Cooking Light 2W LED Lamps x 2
Display LCD Display with adjustable Time Clock
Duct Size Ventilation pipe inner Diameter 6"
Filter Dishwasher-Friendly Stainless Steel Baffle Filters X 2
Blower Type Internal
Motor Power 870CFM w/ Ultra Quiet Operation
Sensor Switch 3 Speed Manual Precise Touch Adjustment
Power 168W Input
Speed 3-Speeds Power Control

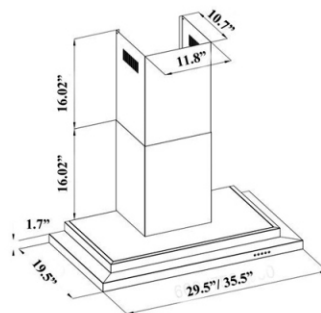


MOD. C-GL9001-36


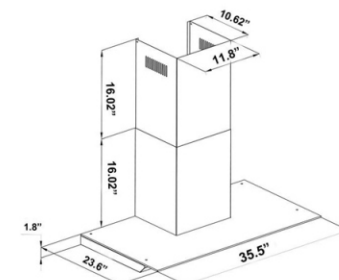
Type Island Mount
Color Complete Stainless Steel
Material Premium Quality Stainless Steel
Dimensions 35.4\"W x 23.6\"D
Power Control Sensitive 3 Speed Touch Button Control W/Blue LCD Display
Cooking Light 2W LED Lamps x 2
Display LCD Display with adjustable Time Clock
Duct Size Ventilation pipe inner Diameter 6\"
Filter Dishwasher-Friendly Stainless Steel Baffle Filters X 4
Blower Type Internal
Motor Power 870CFM w/Ultra Quiet Operation
Sensor Switch 3 Speed Manual Precise Touch Adjustment
Power 168W Input
Speed 3-Speed Power Control


MOD. C-GL9003-30


Type Island Mount
Color Complete Stainless Steel
Material Premium Quality Stainless Steel
Dimensions 29.5\"W x 23.6\"D
Power Control Sensitive 3 Speed Touch Button Control
Cooking Light 2W LED Lamps x 4
Display LCD Display with adjustable Time Clock
Duct Size Ventilation pipe inner Diameter 6\"
Filter Dishwasher-Friendly Stainless Steel Baffle Filters x2
Blower Type Internal
Motor Power 870CFM w/Ultra Quiet Operation
Sensor Switch 3 Speed Manual Precise Touch Adjustment
Power 208W Input
Speed 3-Speeds Power Control
Air Flow Max 870 CFM, noise Level < 63DB.

MOD. C-I-902


Type Wall Mount
Color Stainless Steel
Dimensions 29.4\"W x 19.6\"D
Control Type 3 Speeds Push button
Cooking Light LED Lamps X2
Duct Size Ventilation pipe inner Diameter 6\"
Filter Dishwasher-safe aluminum baffle filter
Blower Type Internal
Air Flow Max 760 CFM, noise level < 65DB.
Speed 3- speed
Width 30\" Wall Mount style, with telescopic chimney fits 8-8.5' ceilings

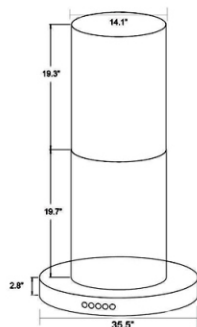

MOD. C-198KC-36+CF


Type Wall Mount
Color Stainless Steel
Glass Premium 8mm Quality Tempered Glass
Dimensions 35.5\"W x 23.6\"D
Power Control Sensitive 6 Speed Touch Button Control
Cooking Light 2W LED Lamps x2
Display LCD Display with Time Clock
Duct Size Ventilation pipe inner Diameter 6\"
Filter Dishwasher-Friendly Stainless Steel Baffle Filter
Blower Type Internal
Glass Width High Quality 8mm Tempered Glass Piece
Sensor Switch 3 Speed Sensor Switches with blue LCD Display
Power 168W Input
Speed 3-Speeds Power Control
Air Flow Max 760 CFM, noise Level < 63DB.



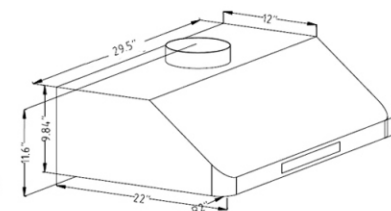
MOD. C-10D2-IS-36

Type Island Mount
Color Stainless Steel
Material Premium Quality Stainless Steel
Dimensions 35.5"Ø x 41.8"H
Power Control 5 Touch Sensor Buttons
Cooking Light 4 x 1.5W LED
Display N/A
Duct Size Ventilation pipe inner Diameter 6"
Filter Dishwasher-Friendly Aluminum Grease Filter
Blower Type Internal
Motor Power 870CFM w/ Ultra Quiet Operation
Sensor Switch 3 Speed Manual Precise Touch Adjustment
Power 208W Input
Speed 3-Speeds Power Control
Air Flow Max 870 CFM, noise Level < 65DB.



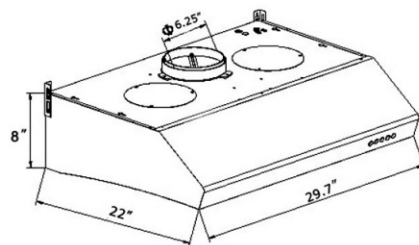
MOD. C-R01-30

Type Under Cabinet Mount
Color Stainless Steel
Dimensions 29.5"W x 22"D
Control Type 4 Speeds Display Touch + Remote Control
Cooking Light 2 x 35W halogen lights (GU-10 type light bulbs)
Duct Size Ventilation pipe inner Diameter 8"
Filter Dishwasher-safe stainless steel baffle filters
Power Rating 120V / 60Hz (USA & Canada standard)
General Input Power 330 W (260W + 2x35W)
Levels Of Speed Control 4
Equipped Motors 2
Motor Type Dual Chamber Ultra Quiet
Fan Type Centrifugal Squirrel Cage
Airflow (Q/L/M/H) 385CFM / 490CFM / 615CFM / 900CFM
Illumination/Lighting 35W Light bulb x2 120V Maximum, Type GU-10
Blower Type Internal



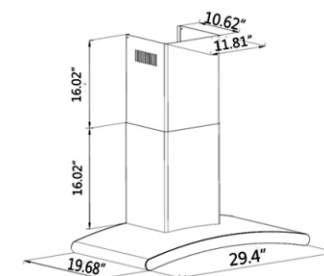
MOD. C-1802-SF

Type Under Cabinet Mount
Color Stainless Steel
Dimensions 29.7"W x 22"D
Control Type 3 Speed Display Touch Sensitive Panel with Adjustable Time Clock
Cooking Light 2 x 2W LED lights
Duct Size Ventilation pipe inner Diameter 6"
Filter Dishwasher-safe stainless steel baffle filters
Power Rating 120V / 60Hz (USA & Canada standard)
General Input Power 264 W (260W + 2x20W)
Levels Of Speed Control 3
Equipped Motors 2
Motor Type Dual Chamber Ultra Quiet
Fan Type Centrifugal Squirrel Cage
Airflow (Q/L/M/H) 490CFM / 615CFM / 900CFM
Illumination/Lighting 2Wx2 LED Light bulb
Blower Type Internal
Air Flow Max 900 CFM, noise level < 65DB.
Speed 3 Speed Sensor Switch

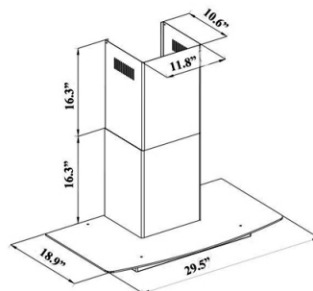



MOD. C-198KN-30

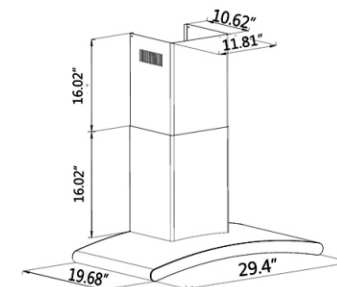

Type Wall Mount
Color Stainless Steel
Mounting/Installing Type Wall Mount Set Up
Dimensions 29.5"W x 19.7"D
Power Control 3 Speeds LED Touch Control with Blue LCD Display
Cooking Light 2W LED Lamps x2
Display LCD Display with Adjustable Time Clock
Duct Size Ventilation pipe inner Diameter 6"
Filter 1 Dishwasher-Friendly Stainless Steel Baffle Filters
Internal Oil Filter Cup Included in the package
Blower Type Internal
Motor Noise <65DB
Sensor Switch 3 Speeds Sensor Switches with blue LCD Display
Power 168W Input
Speed 3-Speeds Power Control
Air Flow Max 760 CFM, noise Level < 65DB


MOD. C198KQ2-75


Type Wall Mount
Color Complete Stainless Steel
Glass 8mm Premium Quality Tempered Glass
Dimensions 29.8"W x 19.7"D
Power Control Sensitive 3 Speed LCD Display Screen Touch
Cooking Light 20W LED Lamps x2
Display LCD Display with adjustable Time Clock
Duct Size Ventilation pipe inner Diameter 6"
Filter Dishwasher-Friendly Stainless Steel Baffle Filters x2
Blower Type Internal
Glass Width High Quality 8mm Tempered Glass Piece
Sensor Switch 3 Speed Sensor Switches with blue LCD Display
Power 168W Input
Speed 3-Speeds Power Control
Air Flow Max 870 CFM, noise Level < 63DB.

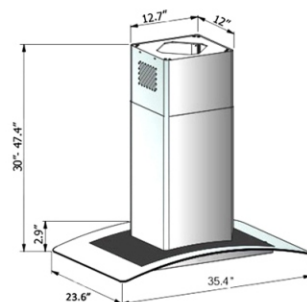

MOD. C-198KN3-30


Type Wall Mount
Color Stainless Steel
Mounting/Installing Type Wall Mount Set Up
Dimensions 29.5"W x 19.7"D
Power Control 3 Speeds Touch Button Control with Blue LCD Display
Cooking Light 2W LED Lamps x2
Display LCD Display with Adjustable Time Clock
Duct Size Ventilation pipe inner Diameter 6"
Filter Dishwasher-Friendly Stainless Steel Baffle FiltersX1
Internal Oil Filter Cup Included in the package
Blower Type Internal
Motor Noise <65DB
Sensor Switch 3 Speeds Sensor Switches with blue LCD Display
Power 168W Input
Speed 3-Speed Power Control
Air Flow Max 760 CFM.

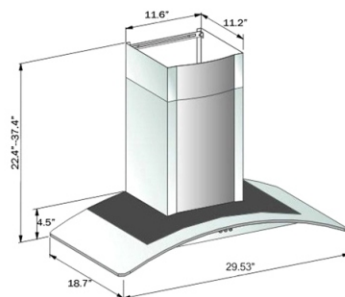



MOD. KDA-152-36


Type Island Mount
Color Stainless Steel
Dimensions 36"W x 24"D
Control Type 3 Speed Sensitive LED Touch Control
Cooking Light LED Lamps X4
Time Display Military Time Mode Only
Duct Size Ventilation pipe inner Diameter 6"
Filter Dishwasher-safe aluminum grease filter
Blower Type Internal
Air Flow Max 840 CFM, noise level < 65DB.
Speed 3- speeds
Width 36" Island style, with telescopic chimney fits 8-9' ceilings


MOD. KDAW-30


Type Wall Mount
Color Stainless Steel
Dimensions 30"W x 18.7"D
Control Type 3 Speed Push button
Cooking Light 2X2W LED Lamps
Duct Size Ventilation pipe inner Diameter 6"
Filter Dishwasher-safe aluminum grease filter
Blower Type Internal
Air Flow Max 760 CFM, noise level < 65DB.
Speed 3- speeds
Width 30" Wall Mount style, with telescopic chimney fits 8-8.5' ceilings


TEKHNO
HOME

PLEASANT MAKING THE ART OF COOKING